



Gagné's 9 Events of Instruction


Learning in Adulthood
Fall, 2006




How can I teach effectively?



A Framework for Teaching




- Gagné's 9 Events Model
- Based upon best teaching practices
- Goal - create a basis for delivering instruction




When to Employ


- After setting performance objectives
- **A****D**DIE - the design part
- Used to organize lesson plan
- Used to define development needs
- Used to create teaching materials

2 - Inform Learner of Objectives




- Describe
- Create Expectancy
- Set Goals



Distance Education Course Objectives 


By the end of this course, you will:


- Design a business plan for your distance education project
- Identify the instructional strategies you will apply to your project



3 - Stimulate Recall

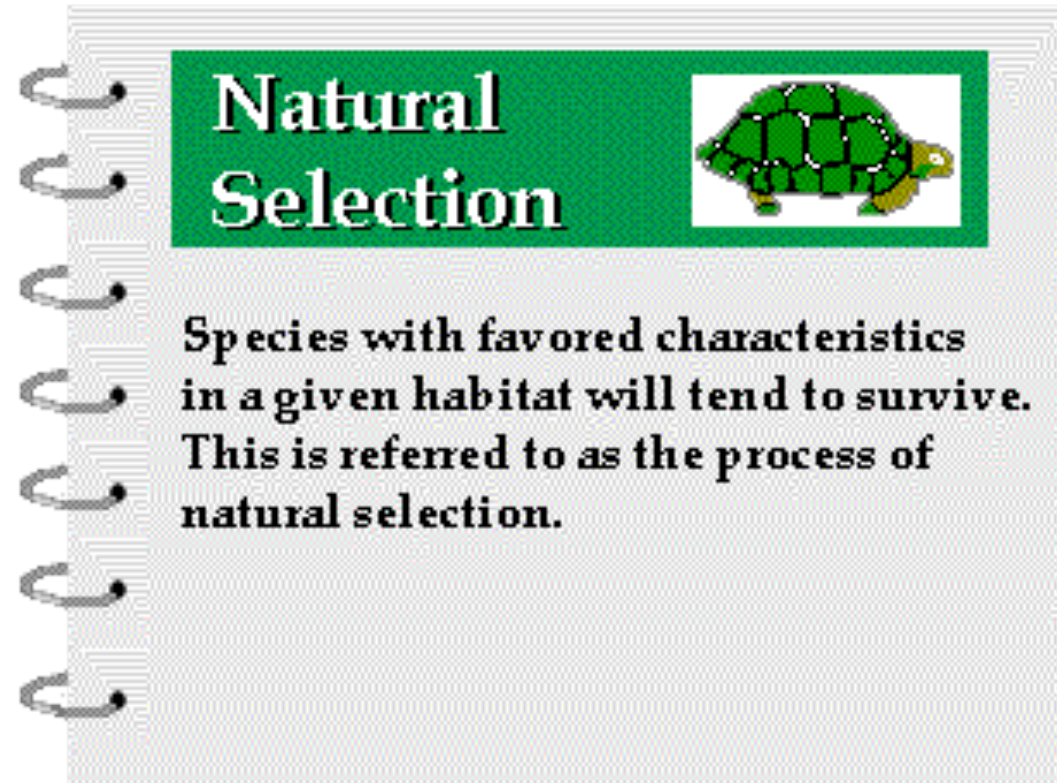
- Questions
- Activities
- Remind learner of prerequisite knowledge






4 - Present the Stimulus


- Activity
- Information
- Content to be learned

A graphic of a spiral notebook with a grey cover and a white page. The page contains the following text and image:

Natural Selection

A small illustration of a green turtle with a brown shell, facing right.

Species with favored characteristics in a given habitat will tend to survive. This is referred to as the process of natural selection.




5 - Provide Learning Guidance

- Cues
- Strategies
- Promote encoding

Taxonomy of Living Things

There are 7 taxonomy classifications that can be remembered using the following strategy.


Kingdom	-	King
Phylum	-	Philip
Class	-	Came
Order	-	Over
Family	-	For
Genus	-	Good
Species	-	Soup



6 - Elicit Performance

- Practice
- Perform skill

The screenshot shows a Microsoft Internet Explorer browser window. The address bar displays "http://de.ed.psu.edu/we". The main content area features a video player with a play button and a stop button. To the left of the video player, the text reads: "Now it's your turn, play the introduction again and select the most appropriate answer:". Below this text are three multiple-choice options, each underlined: "[Nod politely](#)", "[Ask for clarification](#)", and "[Ignore the comment](#)". The video player shows two men in suits shaking hands.



7 - Provide Feedback

- Corrective Information
- Help learners improve


Untitled Document - Microsoft Internet Explorer

Address: <http://ids.ed.psu.edu/ks>

Exam 3: Cubism

Results for Questions 1-5

Question 1	<u>Correct!</u> Picasso is an artist who displays cubist techniques in his works
Question 2	<u>Incorrect.</u> Monet has never completed an impressionist piece



8 - Assess Performance

- Demonstrate what has been learned





9 - Enhance Retention & Transfer


- Examples
- Activities
- Go beyond immediate context

The screenshot shows a digital learning interface. On the left is a vertical navigation menu with buttons for 'ORIENTATION', 'PROCESS', 'RESOURCES', 'GLOSSARY', and 'SCHEDULE'. Below these are two larger buttons: 'DISCUSSION' (purple) and 'CASEWORK' (green). The main content area has a yellow header with the title 'Freedom vs. Restrictions'. Below the header is a section titled 'Martin Luther King's Fight for Rights'. The text in this section asks the user to 'Select an individual from below who also dealt with the issue of freedom vs. restrictions:'. Three stick figures are listed with names: Rosa Parks, Susan B. Anthony, and Malcom X.


Freedom vs. Restrictions

Martin Luther King's Fight for Rights


Select an individual from below who also dealt with the issue of freedom vs. restrictions:

-  **Rosa Parks**
-  **Susan B. Anthony**
-  **Malcom X**

Gagné's 9 Events



1. Gain Attention
2. State Objective
3. Stimulate Recall
4. Present Stimulus
5. Provide Learning Guidance
6. Elicit Performance
7. Provide Feedback
8. Assess Performance
9. Enhance Retention and Transfer



Practice

- Use your returned ID worksheets to lay out a design for teaching text messaging
- Describe how you will employ each of the 9 strategies

Credits

- Graphics taken from [IDDE - Instructional Theories](#)

